
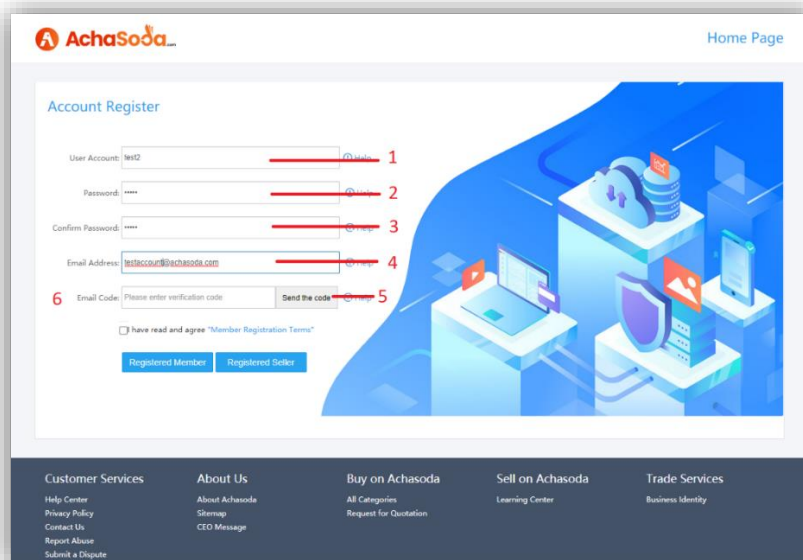


## Seller's Account Guide

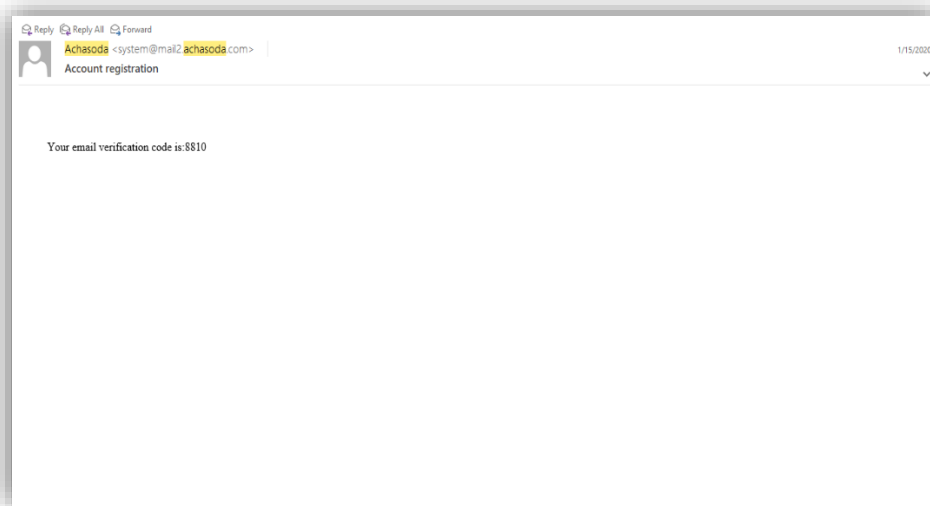
**First Step:** Go to [www.achasoda.com](http://www.achasoda.com) and then click on Join Free at the top on right side (as shown in the below picture)



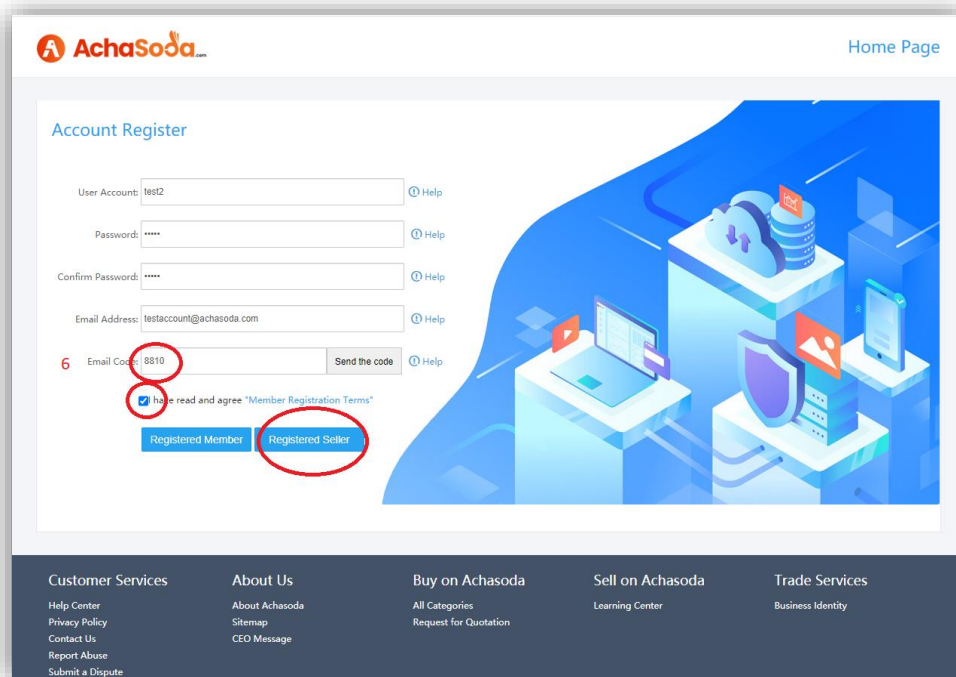
**Second Step:** Fill out the information asked step by step (as shown in the picture).



**Third Step:** After click on the “Send the Code” you will get a code on your given email address. (as shown in the below picture)



**Fourth Step:** Enter the code in “Email Code” space then check the “Terms and Condition” and then click on the “Register Seller”. (as shown in the below picture)



**Fifth Step:** After clicking on “Register Seller” you will see the next screen of application form. Fill out the form with highlighted mandatory fields. (as shown in the below picture)

AchaSoda. Welcome Member test2

Merchants Registration Current location: Merchants Registration / Shop Operations Details

Business Type

\*Business Type:  International Enterprise  Chinese Enterprise

Corporate and CEO Information

\*Company Name:

\*Location of Enterprise: Province  City  District

\*Business Address:

\*Registered Capital:

\*Contact Name:

Contact Phone:

\*CEO Name:

CEO CNIC Number:

Certificates

Securities and exchange commission of Pakistan identification No:

\*Electronic version of business license:

\*NTN NO.:

STRN NO.:

\*Electronic version of tax certificate:

\*Electronic version of tax certificate:

Shop operation Information

\*Application store type:  Ordinary shop  Brand flagship store

\*Store name:

Store brand name:

Brand trademark registration certificate:

**After Submitting this form, Achasoda team will review your company details (it may take few hours) after reviewing your profile we will send you a confirmation email on your given email address.**