

Entry Information

1: Entry Information

To change company name, store location and other details click on “Entry Information” tab, after clicking new page open-up (as shown below) where you can easily edit previously added information (as highlighted).

AchaSoda Merchant Home Product Purchase Store Operate Member shop

STORE >

- Store Setup
- Store Slide
- Shop Navigation
- Classification
- Picture Space
- Shop Decoration
- Entry Information**
- Two level domain name
- Shop Articles

Entry Information Resident Information

Current location: / Store / Store / Entry Information

Prompt information
Background audit is required after the entry information is edited.

Business Type

*Business Type: International Enterprise Chinese Enterprise
Please select a business type.

Enterprise and legal person information

*Company Name: Yangjiang Justa Industry&Trade
Please enter the name of the enterprise. The length should not exceed 64 characters.

*Location of Enterprise: Overseas China China
Please fill in the location of the enterprise

*Business Address: No. 1406, 14/F, South Tower, Bldg. 1, Fatai Xinbandi, No. 3, Zhe
Please enter the detailed address of the enterprise. The length should not exceed 64 characters.


*Registered Capital: 2000 \$
Please enter the registered capital.


*Contact Name: Ms. Linda Lee
Please enter the contact name.

*Contact Phone: 86-662-3422888
Please enter the contact number.

*Name of legal person: Ms. Linda Lee
Please enter legal person name

*ID card No.: 123456789907654321
Please enter the ID number of the legal person.

*Front Side of CNIC: 
Please compress the size of the scanned license / electronic image to within 1m, in the format of JPG, JPEG, PNG, BMP, and make sure the text is clear to avoid upload or audit failure.

*Back Side of CNIC: 
Please compress the size of the scanned license / electronic image to within 1m, in the format of JPG, JPEG, PNG, BMP, and make sure the text is clear to avoid upload or audit failure.

Once you done with editing save changes by clicking on “submit” tab (as highlighted).

STORE >


- Store Setup
- Store Slide
- Shop Navigation
- Classification
- Picture Space
- Shop Decoration
- Entry Information**
- Two level domain name
- Shop Articles

Certificates


Multi certificate
 General business license

*License type: business license Please select the license type.

*Unified social credit Code:
Please enter the unified social credit code. If not, please fill in the business license registration number.

*Electronic version of business license of multiple certificates in one: 
Please compress the size of the scanned license / electronic image to within 1m, in the format of JPG, JPEG, PNG, BMP, and make sure the text is clear to avoid upload or audit failure.

*Approval No. of account opening license:
Please enter the approval number of the account opening license.


*Electronic version of account opening license approval: 
Please compress the size of the scanned license / electronic image to within 1m, in the format of JPG, JPEG, PNG, BMP, and make sure the text is clear to avoid upload or audit failure.

Shop operation information

*Application store type: Ordinary shop
Businesses with formal brand authorization can apply for ordinary stores
Merchants can apply for brand flagship stores if they enter with their own brand

*Store name:
Format of general store name: brand + store or company name, for example: xxxxx store or xxxxx Electronics Co., Ltd
Brand flagship store name format: brand + flagship store, for example: xxxxx brand flagship store

Store brand name:
Please enter the store brand, for multiple brands, number segmentation

Brand trademark registration certificate: 
[Select upload picture](#)
Please compress the image to a size of 1M or less, and the format is jpg, jpeg, png, bmp, and make sure the text is clear so as not to upload or review failure. You can only upload a maximum of 10 trademark registration certificates.

[Submit](#)